



INSTITUT D'ECONOMIE ET
DE POLITIQUE DE L'ENERGIE

CAHIER DE RECHERCHE N° 25

**Prices versus quantities:
Environmental policies for promoting
the development of renewable energy**

Philippe Menanteau, Dominique Finon
Marie-Laure Lamy

May 2001

Institut d'économie et de politique de l'énergie
Unité mixte de recherche du Centre National de la Recherche Scientifique et de l'Université Pierre Mendès France (UFR DGES)

IEPE, BP 47, 38040 Grenoble Cedex 09, Tel : 04 76 51 42 40 ; Fax : 04 76 51 45 27
e mail : iepe@upmf-grenoble.fr ; <http://www.upmf-grenoble.fr/iepe>

Summary

Now that the risks of climate change have been confirmed and the European States have declared their willingness to pursue ambitious objectives for producing electricity from renewable energy sources, it becomes crucial to take a look at the relative efficiency of the different incentive schemes used. Such schemes may focus on quantities – defining national targets and setting up bidding systems, or quota systems providing for green certificate trading -, or they may focus on prices - fixed feed-in tariffs. Clearly, these instruments are much the same as those used in environmental policies, with similar discussion involved in their choice. Whatever the system chosen, the role of the public authorities is quite specific: to stimulate technical progress and speed up the technological learning processes so that ultimately renewable energy technologies will be able to compete with conventional technologies, once the environmental costs have been internalised. A comparison of instruments must thus take into account the characteristics of the innovation process and adoption conditions – uncertainties regarding cost curves, learning effects – which means also looking at dynamic efficiency criteria.

The authors examine the efficiency of the different incentive schemes for the development of renewable energy sources, both from a theoretical point of view by comparing price-based approaches with quantity-based approaches, and from a practical point of view by looking at concrete examples of how these different instruments have been implemented. The paper concludes that a system of fixed feed-in tariffs is more efficient than a bidding system, but highlights the theoretical interest of green certificate trading which must be confirmed through practice, given the influence of market structures and rules on the performance of this type of approach.

1. Introduction

Renewable energies sources (RES) are receiving increasing support from public authorities because of the environmental advantages they procure in comparison with conventional energy sources. These technologies can be substituted for conventional energy sources and limit damage to the environment caused by conventional electricity generation techniques by going further than the inefficient end-of-pipe solutions for controlling greenhouse gas emissions. With confirmation of the risk of climate change (GIEC, 2000), incentives to develop RES have been reinforced so that the greenhouse gas emissions reduction targets agreed to in the Kyoto Protocol can be achieved. The European Directive on renewable energies currently in the adoption process (EC, 1999) is aimed at facilitating the achievement of the European commitment to reduce greenhouse gas emissions by stepping up development of electricity from RES ¹ (RES-E).

In order to reach these more ambitious targets for future RES generation, which presumably reflect changes in public preferences, existing incentive schemes must be reinforced. This will most probably lead to a rise in the cost of government support programs. Thus, the possibility of achieving the targets at a lower cost, which has until now been a relatively secondary concern given that the objectives were limited, has now become a central issue, making it necessary to examine the efficiency of the instruments used to promote RES.

What is specific about adopting renewables as a means of implementing environmental policy is that the associated technologies are still immature or have not reached an adequate level of technological and/or economic performance. They cannot yet compete directly with existing technologies which have already benefited from mass production and learning effects. But if the rate of technical change can be maintained at the level of recent years, renewables technologies could compete with fossil fuels for grid electricity production .

By creating incentives for electricity producers to adopt renewable energy technologies, public policies – also referred to as market opening policies - are aimed at stimulating technical change and learning processes that will enable costs to be brought down to an economically competitive level.

These incentives frameworks are based typically on the same approaches as environmental policies: price-based approaches for systems where electric utilities are obliged to purchase electricity from green power generators at guaranteed prices, quantity-based approaches where the public authorities set an objective to be reached and organise competitive bidding processes, or where they impose quotas on electricity suppliers and set up a system of tradable green certificates.

In this paper, we shall analyse the relative efficiency of the instruments designed to stimulate technical change as instruments of environmental policy. First, we examine the justification of policies supporting renewable energies on the basis of the positive externalities that they generate and their role in stimulating the learning process. Next, the instruments are characterised in relation to the classic discussion of price-based approaches versus quantity-based approaches. Third, the dynamic and static efficiency of the instruments is analysed in relation to the different criteria that distinguish price-based and quantity-based approaches when real adoption and innovation processes are considered.

¹ According to the Directive on "green electricity", 22% of the electricity consumed in the European Union in 2010 must be generated from RES, compared with 14% in 1997 (including large hydro).

The instruments analysed concern only renewable energy technologies used to generate electricity for the grid which are currently one of the principal responses to the risks of climate change. These policies might potentially concern different electricity generation technologies (micro-hydro, wind, photovoltaic solar, bioelectricity, etc.), but the main target at present is wind power because of its high development potential. The empirical analysis of the efficiency of the instruments to promote the use of RES-E will thus focus essentially on recent developments in wind energy generation in Europe.

2. Environmental justification of public policies supporting renewable energy

In order to ensure the development of renewable energy technologies, government involvement is essential in the emergence phase so as to protect them from direct competition with conventional technologies. Without such support, market forces alone would result in only limited diffusion of RES in a few market niches. Diffusion would not be sufficient for these technologies to benefit from dynamic learning effects and become competitive with existing technologies.

From a theoretical standpoint, government support can be justified as a way of correcting negative externalities resulting from the use of fossil fuels and of achieving dynamic efficiency by stimulating technical change.

2.1. Absence of internalisation of environmental externalities

The main advantage of renewable energies over conventional energy generation is that they contribute to the preservation of public goods, namely clean air and climate stability. Because of the non-excludable and non-rival characteristics of these public goods, private actors are not prepared to invest in something which everyone can acquire free of charge. In such conditions, the diffusion of renewable energies cannot be assured spontaneously by the market.

The liberalisation of the electricity market may appear to be a partial response to this problem of appropriation by enabling consumers who want to pay for this environmental good to purchase green electricity directly from a supplier who can provide RES-E. This solution, already tested in a number of countries (Germany, United States, Netherlands, etc.), can provide insight into the preferences of consumers and their willingness to pay for RES-E² (Mirabel et al., 2001 ; Batley, S.L., 2001). But, as can be seen from experience in Europe, the problem of free-riding remains (Wiser, R. et al, 1997). Most individual consumers are not prepared to accept the extra cost of purchasing green electricity which everyone will be able to benefit from. Individual choices do not fully reflect the real value that the public may place on preserving the environment by generating RES-E.

This market failure could be solved by the introduction of legislation on fossil fuel emissions which would encourage greater use of renewable energy sources. If we assume that the cost of

² Another type of scheme currently being tried out in Switzerland allows individuals to bid to buy the right to use electricity generated from planned solar equipment

environmental damage can be estimated, the problem could also be solved by the introduction of a Pigouvian tax which would re-establish competitive equilibrium between technologies to the greater benefit of less polluting ones (Pigou, 1932). But, given the political problems related to the introduction of such a tax, the negative externalities stemming from the consumption of fossil fuel energy are reflected only imperfectly in energy prices³. The public support given to the generation of renewable energies is thus justified if looked upon as temporary compensation for the avoidance of negative externalities. Logically, this support should end once taxes applied to the different energy forms start to reflect the marginal cost of the damage caused by fossil fuel use⁴.

However, the question still remains as to the possibility of determining a reliable, incontestable value for externalities. The difficulty is in estimating the value of the public good preserved by the development of RES. What is the cost of the damage avoided by using renewable energy in terms of air quality and climate change? Since certain parameters are difficult to observe, reference cannot be made to an optimum level of emission reductions and thus renewable or non-carbon energy generation in a series of energy policy measures. Consequently, the problem has to be approached resolutely in terms of cost-effectiveness, where the objectives to be attained are defined in a discretionary manner by policy-makers on the basis of available scientific data but without sound economic rationale. The use of economic instruments such as taxes or permits nevertheless guarantees that the defined objective will be reached at the lowest cost (Baumol and Oates, 1971).

2.2. Stimulating technical change

The creation of conditions for competition between fossil fuel and renewable energy sources which reflect all private and social costs will still not guarantee the creation of a dynamic process of renewable energy diffusion consistent with the collective objective of preserving the local and global environment. Renewable energies, which like any new technology have to compete with established technologies, remain in an unfavourable position. When they arrive on the market, they have not reached their optimum performance in terms of cost and reliability. Optimum performance will be achieved gradually as a result of the process of learning by using or learning by doing (Arrow, K., 1962; Dosi G., 1988). In other words, it is not because a particular technology is efficient that it is adopted, but rather because it is adopted that it will become efficient (Arthur, 1989). Incentive systems are therefore required so that renewable energy technologies can be adopted beyond narrow market niches and progress on their learning curves.

Other barriers related to the technical and economic characteristics of renewable energies stand in the way of their diffusion: their capital-intensive profile, the need to mobilise mass production effects rather than scale effects because of their size limitations, and, in certain cases, their failure to generate energy on a continuous basis. The new actors in the liberalised electricity markets tend to favour the least capital intensive generation technologies with non random energy supply, while the technological culture of established electric utilities tends to favour large systems. RES-E do not therefore present the same value for a market actor as does, for example, a gas turbine which can generate power continuously. This type of

³ So far, only a few countries (notably Germany, the Netherlands, Denmark) have imposed special taxes, for example on CO₂ emissions.

⁴ Energy dependency could also be considered a negative non-environmental externality, partially reflected in fiscal measures applied to energy products.

competition between electricity generating techniques constitutes sufficient justification for providing public support for new energy technologies : it stimulates a dynamic process which will reveal their ultimate performance (Foray, 1996), and at the same time helps expand the range of techniques that can contribute to global environment preservation.

3. Choice of instruments to stimulate the development of RES-E: an environmental policy issue

An examination of the policies used in the European countries over the last twenty years to promote the development of RES-E shows that the instruments used are very similar to environmental policy instruments. They are all concerned with the question of efficiency in the prices versus quantities debate.

3.1. A price-based or quantity-based approach :

In addition to research and development⁵, support schemes fall into three main categories that are either price-based or quantity-based in their approach:

- fixed feed-in tariffs, used in particular in Denmark, Germany, Spain and Italy, which constitute the oldest and most widely used support system;
- bidding processes such as those used in the United Kingdom and in France until 2000. This type of scheme is based on a fixed amount of renewable energy to be generated nationally;
- tradable green certificates schemes, where electricity suppliers are obliged to produce or distribute a certain quota of renewable energy. This type of scheme is used in a few countries (Netherlands, Denmark, and United Kingdom) on an experimental basis, but could eventually be extended to all European countries.

Fixed feed-in tariffs

The guaranteed feed-in tariff scheme involves an obligation on the part of electric utilities to purchase the electricity produced by renewable energy producers in their service area at a tariff determined by the public authorities and guaranteed for a specified period of time (generally about 15 years).

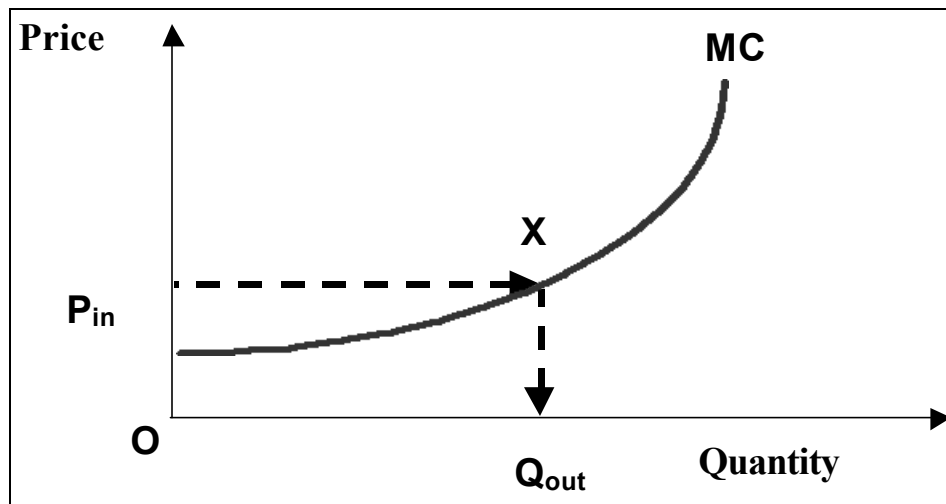
The feed-in tariff system operates as a subsidy allocated to producers of renewable electricity. It works in the same way as a pollution tax does for firms that pollute. Take the example of wind energy: producers are encouraged to exploit all available generating sites until the marginal cost of producing wind power equalizes the proposed feed-in tariff P_{in} . The amount generated then corresponds to Q_{out} . It is not known a priori if the marginal cost curve for wind energy generation is not known, which is generally the case.

⁵ RD&D programmes, as well as investment subsidies, were the first methods introduced to improve performance and stimulate the diffusion of renewable energies. They are still used today for the most immature technologies. But, for those technologies which are now nearly competitive, more specific instruments are used which aim at integrating renewable energies in the electricity generation market.

Naturally, this system generates differential rents : all producers benefit from the tariff P_{in} , including those whose marginal production costs are lower than the proposed tariff. The overall cost of reaching the objective is given by the area $P_{in} \times Q_{out}$.

The cost of subsidising producers of RES-E is covered either through cross-subsidies among all electricity consumers (Spain, Italy) or simply by those customers of the utility obliged to buy the electricity (Germany until 2000), or by the taxpayer, or a combination of both systems (Denmark) ⁶. Calling simply on customers of local companies to finance green power generation is considered unfair and mechanisms are therefore often adopted to share the burden more equitably (cf. infra).

Fig.1 : Fixed feed-in tariffs



Competitive bidding processes

In the case of competitive bidding processes, the regulating authority defines a reserved market for a given amount of RES-E and organises a competition between renewable producers to allocate this amount. Electric utilities are then obliged to purchase the electricity from the selected power producers. Competition-based bidding systems are used in England under the Non-Fossil Fuel Obligation (NFFO) set up in 1991 and which concerns different renewable energy technologies. Similar schemes exist in Ireland and Scotland, as well as in France with the Eole 2005 program set up in 1996 to promote wind energy.

Competition focuses on the price per kWh proposed during the bidding process. Proposals are classified in increasing order of cost until the amount to be contracted is reached. Each of the renewable energy generators selected is awarded a long term contract to supply electricity at the pay-as-bid price. The implicit subsidies attributed to each generator correspond to the difference between the bid price and the wholesale market price.

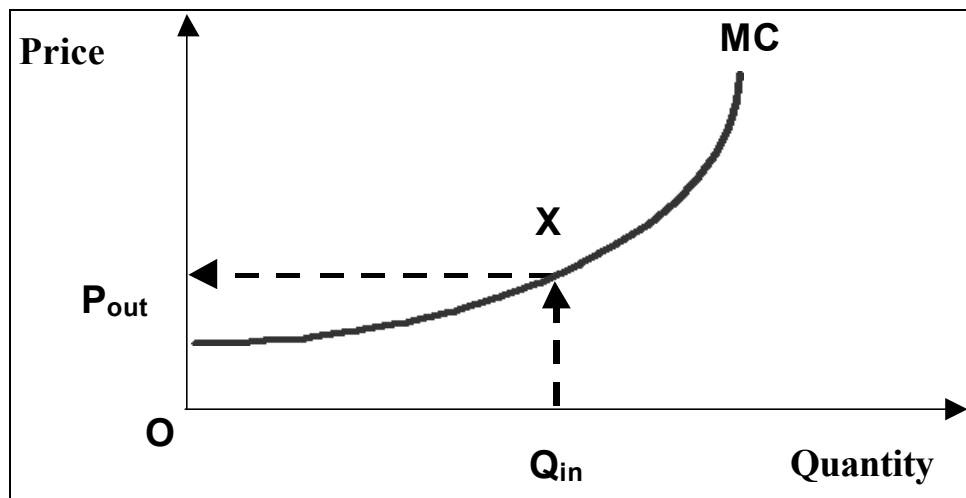
⁶ In Germany, the fixed feed-in tariff for wind energy is 90 % of the weighted average tariff, and in Denmark the tariff is fixed at 85% of the domestic tariff supplemented by the reimbursement of the carbon tax (see Table 2). The extra cost compared with the wholesale market price is borne by the company, which passes it on in its tariffs (Germany, Italy), or is assumed by the State (Denmark).

Assuming that competitive bidding procedures enable the marginal production costs of all the producers to be identified, the overall cost of reaching the target is given by the area situated under the marginal cost curve. The difference in price which, in a system of fixed feed-in tariffs, is paid to renewable energy generators, does not in this case have to be borne by consumers⁷.

Another difference between competitive bidding and fixed feed-in tariffs is that the exact amount of renewable electricity concerned by the bids is a priori known. On the other hand, the marginal cost and the overall cost of reaching the target cannot be determined if the precise shape of the cost curve is not known.

Finally, the extra cost is financed in much the same way as in the previous case. It is either added to electricity bills in the form of a special levy (England), or the cost is covered through cross-subsidisation among all electricity consumers (France).

Fig. 2 : Competitive bidding system



Green certificates

In this type of scheme, a fixed quota of electricity sold by suppliers on the market must be generated from RES. In liberalised markets, green certificates concern essentially distributors-suppliers or, as in Italy, electricity generators⁸; but consumers can also be directly involved in the trading system⁹. Operators then have the possibility of generating the required amount of electricity themselves, purchasing it in the long term from a specialised renewable energy generator, or purchasing certificates for specific amounts of green electricity from other operators (Berry, T. et al, 2001; Voogt, M. et al. 2000).

⁷ When it was first introduced, the English competitive bidding system (NFFO) awarded the price proposed by the marginal project to all producers. It was thus producers who benefited from the differential profit. This no longer applies in the present system.

⁸ Italy is planning to introduce a green certificates market in 2002, with an initial renewables quota of 2 %.

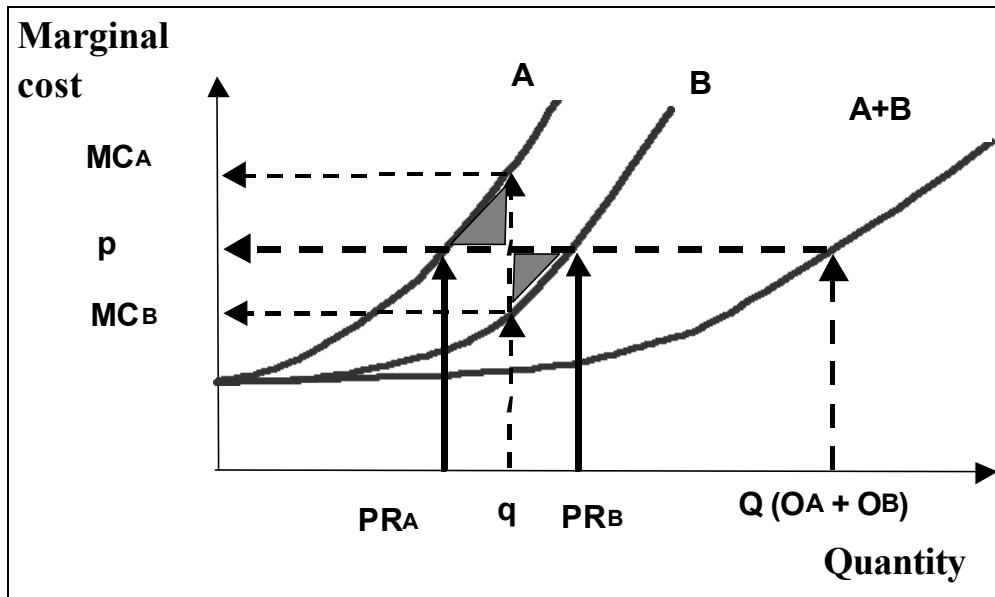
⁹ In the proposed Danish green certificate market, consumers will be obliged to include a certain amount of renewable-based electricity in their consumption. The problem will lie with the distributors, who every year will have to justify the purchase of a proportion of renewable electricity for their customers. The renewables quota is set at 20% for 2003 whereas the proportion of renewable electricity consumed in Denmark was 10% in 2000 !

Certificates are issued by renewable electricity generators who benefit from generating renewable electricity in two different ways: by selling it on the network at the market price, and by selling certificates on the green certificates market.

The amount of green electricity to be generated is decided for the whole country, as in the case of bidding schemes, and is then divided among each of the operators. Since distributors-retailers do not all benefit from the same opportunities to use renewable energy sources and thus have different marginal production cost curves¹⁰, green certificates enable quotas to be allocated in an efficient way. Without such a flexibility mechanism, operators with identical obligations would incur different marginal costs, which would be a source of inefficiency. With a certificates system, the burden is shared efficiently : marginal production costs are equalised among operators and specialised producers are encouraged to enter the market.

Take the example of two distributors A and B who are assigned production objectives O_A and O_B . To reach the objective O_A , distributor A, who has poorer quality resources, will incur a higher marginal production cost C_{m_A} . The possibility of trading certificates enables him to limit his production to PR_A , then purchase certificates at the equilibrium price p to reach the target amount O_A . For his part, producer B increases his production to PR_B and sells his surplus certificates on the market at price p . The introduction of certificates results in a reduction in the cost of achieving the objective ($Q = O_A + O_B$), shown by the shaded areas, compared with a situation without flexibility mechanisms where the operators are subject to the constraints O_A and O_B .

Fig. 3 : Operation of green certificates market



Clearly the same results could be achieved without flexibility mechanisms by assigning different objectives to each operator. But, in a situation where the public authority - and probably also the operators themselves - have only incomplete information, it is very difficult to allocate efficient quantities which would equalize marginal costs (PR_A and PR_B). Under the

¹⁰ In the case of wind energy, for example, it is clear that a distributor situated in a coastal area will benefit from more favourable wind resources and consequently lower production costs than a distributor located inland.

green certificate system, specific objectives (O_A and O_B) can be assigned to all the operators while at the same time minimising the overall cost of reaching the production target through equalisation of the marginal production costs.

It is worth noting that, in this same situation, a competitive bidding scheme concerning the amount $O_A + O_B$ would give the same result. The fixed feed-in tariff system would also result in efficient allocation of the amounts produced by the distributors, but not necessarily the total amount sought, given the lack of information on the shape of the marginal production cost curves.

3.2. Asymmetry of price-based/quantity-based approaches in situations with imperfect information

In the case of pollution control methods, when all the necessary information is available, price-based and quantity-based schemes produce very similar results. It is therefore equivalent to introduce a tax t resulting in an overall quantity of pollutants Q_m , or to sell rights corresponding to the same quantity Q_m , the equilibrium price then becoming established at the level of the tax t . The administrative authority can fix the "price" in the case of the tax, or the "quantity" in the case of permits, so as to reach the same pollution control target.

However, price-based and quantity-based approaches are not equivalent in situations where information is incomplete and where there is uncertainty (Cropper and Oates, 1992). Thus, when the depollution cost curves are not known, the tax provides a certain control over the cost of measures to be used which a quantity-based approach does not provide. Admittedly, the price-based approach will not a priori provide information on the overall cost of depollution. But by placing a ceiling on the marginal cost, the tax places a limit on the pollution control measures to be used and eliminates options that are too costly.

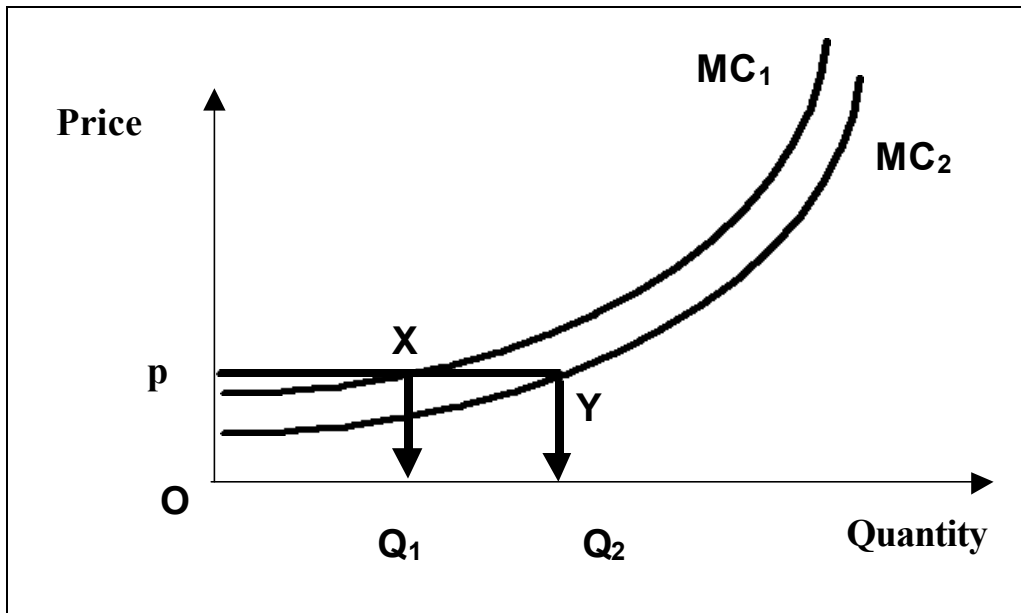
Conversely, in a situation where the cost curves are not known, a quantity-based approach will not a priori indicate which technical solutions should be used to achieve the depollution target. The marginal cost of the technical options to be used is not known, nor therefore is the total cost of pollution control. However, a quantity-based approach ensures direct control over the authorised amounts of pollution. And if new scientific information justifies limitation of the authorised levels, this can be achieved by limiting the number of permits in circulation; the price of permits will adapt accordingly. In a price-based approach, successive adjustments must be made to the tax level in order to achieve the targeted pollution reductions.

The symmetry between the price-based and quantity-based approaches is thus not total, and one or the other may be preferred depending on the depollution cost curve and the damage curve (Weitzman, 1974). In the present case of renewables-based policies to address the problem of climate change, the shape of the damage curve is not known, and a very simplified analysis reveals that a quantity-based approach is given preference when the slope of the marginal cost curve is gentle. In fact, a price-based approach would, if the cost curve were incorrectly estimated, give a quantitative result that would be well off target. Inversely, when the cost curve is steep, a price-based approach should be adopted since the effect on the volume of electricity generated is relatively small.

This apparently obvious result can, however, explain the paradox that fixed feed-in tariffs are criticised as being too costly. It is true that, unlike quantity-based approaches, feed-in tariffs

assign a maximum value to the marginal cost of the options that will be used and in a certain manner guarantee that the costs will remain within reasonable limits. But, if it is assumed that the wind energy cost curves are, at the present stage, relatively flat¹¹, it can be seen that a slight variation in the purchase tariff proposed will have significant repercussions on the quantities produced. The overall cost of reaching the objective being given by the product of p Q , a poorly calculated feed-in tariff will result in the generation of large amounts of wind energy and very large public subsidies. On the other hand, a quantity-based approach would limit this risk since successive tendering procedures make it possible to maintain full control over quantities and thereby over the level of public subsidies.

Fig.4 : Prices and quantities in situation of uncertainty



3.3. Differences in dynamic efficiency: the impact on technical change

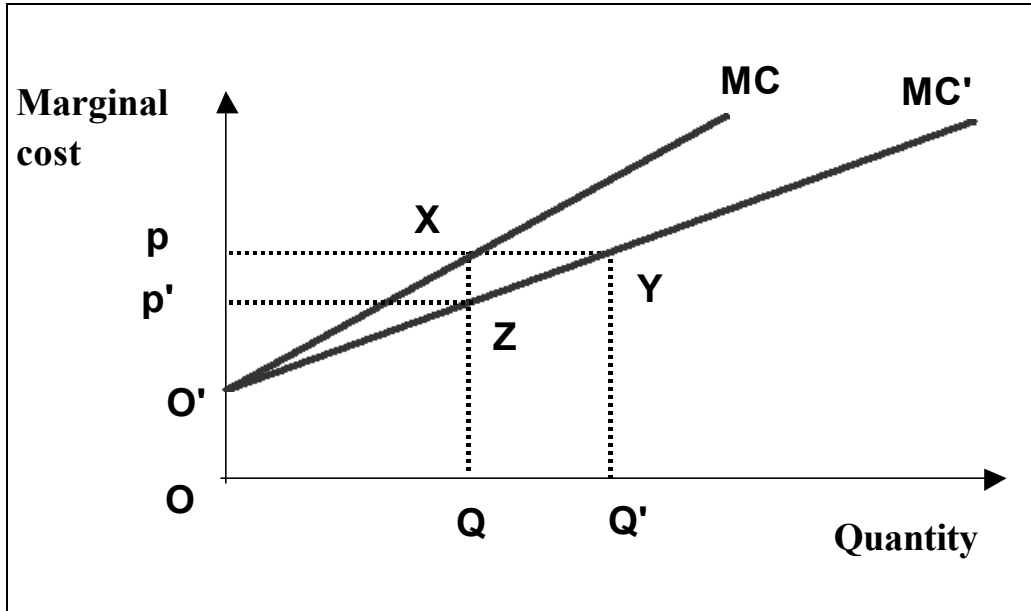
Theoretical analysis of the impact of the different environmental policy instruments on technical change generally leads to the conclusion that economic instruments are more efficient than regulatory mechanisms (Jaffe et al, 1999). Technical progress does in fact enable firms to reduce the cost of complying with regulations. On the other hand, regulation does not encourage them to go any further than respecting imposed standards, in particular because they might fear a ratchet effect on the part of public authorities. Taxes and permits are more effective in promoting technical change in that they enable companies to reduce their pollution control costs and save on taxes or on the purchase of permits.

In the present case of taxes, tendering schemes and permits, the surplus obtained because of technical change is shared in a specific way, with a variable proportion going to the innovative producers.

¹¹ The precise shape of the cost curves is not known. Intuitively, it can be assumed that these curves are relatively flat for a given technology, since the best sites (coastal areas) have so far hardly been exploited.

In the case of a guaranteed price level p , when technical change is included in the calculation, production costs are reduced from C_m to C_m' , and renewable energy generation is increased from Q to Q' . With such a hypothesis, where prices remain constant, the community benefits from the increased generation of RES-E and producers keep the surplus created by technical change (area $O'XY$).

Fig. 5 : Impact of guaranteed tariffs on technical change



In a bidding system, if we take the same amount Q and include technical change, we get the equilibrium point Z . Here, it is consumers or taxpayers who benefit from the surplus $O'XZ$, if prices are attributed according to the bid price ("pay as bid"). If, on the other hand, prices are determined with reference to the marginal project ("single bid price"), some of the surplus is kept by producers but after a reduction in the area $pXZp'$. In the case of a green certificates scheme, for an amount Q there would also be a drop in the equilibrium price to p' and the surplus would be shared in much the same way as in a single-price bidding system.

Price-based approaches are thus a greater incentive for innovation since producers keep the surplus created by technical progress. The incentive is not as strong in the case of a quantity-based approach, but the tendering rules play a decisive role, the most disadvantageous situation for power generators being pay-as-bid systems. Power generators are not directly motivated to innovate by this type of approach, since it is consumers who benefit from any surplus. However, they are motivated by another aspect: they are compelled to remain competitive and so must try to benefit from technical progress because of the pressures of the bidding process.

4. The impact of the implementation conditions on the efficiency of incentive schemes

A number of renewable energy technologies have benefited to varying degrees from support of incentive programs introduced in the industrialised countries over the last 20 years. The

impact of these instruments has been particularly felt in the case of wind energy, which is now nearly competitive with conventional technologies. The example of wind energy is therefore used here for reference purposes. Wind energy, and to a lesser extent biomass technologies at the present state of development, should be able to provide most of the extra renewable energy required to reach the objectives set by the European Commission¹².

Wind power technology is not efficient enough, however, for its development to take place spontaneously, as long as the negative externalities resulting from conventional energy sources are not internalised. It is thus essential for support policies to be maintained and even reinforced if the ambitious targets announced in certain countries are to be achieved. Given the greater efforts required to achieve these more ambitious goals, the question of the efficiency of the incentive measures and their cost can no longer be ignored.

Since 1990, the two main incentives used in the European countries to support the development of wind energy have been fixed feed-in tariffs and competitive bidding systems, which have given very different results. The impact of these policies will be analysed according to different criteria:

- capacity to stimulate renewable electricity generation,
- dynamic efficiency and incentives to reduce costs,
- sharing of surplus and incentives to innovate,
- net overall cost for the community and induced industrial effects.

Green certificate systems are difficult to analyse at this stage on the basis of these criteria because of the limited experience acquired. On the other hand, we shall examine their potential effectiveness in an international market, as part of a joint effort by several countries to combat climate change. This will be the case for the European Member States, which have been assigned individual renewable energy generation targets within the framework of the new European Directive on RES-E.

4.1. The comparative efficiency of fixed feed-in tariffs and bidding systems

In the following analysis, reference will be made to the four criteria mentioned above.

Stimulation of electricity generation from renewable sources: incentives to enter the market

The two systems exhibit radically different market entry incentives in terms of future profitability, risks and transaction costs. The fixed feed-in tariffs in operation in Germany, Denmark and Spain have led to sustained development of wind power, both in terms of installed capacity and at the industrial level (Chabot, 2000; Gutermuth, 2000; Wagner, 2000)¹³. Thus, these three countries alone accounted for over 90% of additional installed capacity in Europe in 1999 (cf. Table 1).

¹² In France, it is estimated that sources used to increase RES-E generation to comply with the European Directive will be divided as follows: photovoltaic (1%), geothermal (2%), small hydro (9%), biomass (13%) and wind (75%) (*Systèmes Solaires* - n°141, 2001).

¹³ Less is known about the Spanish system than the German and Danish systems, which are well documented. With 2235 MW of installed wind capacity at the beginning of 2001, Spain has announced growth rates of over 80% over the last four years and is now in third position in Europe. The incentives framework gives producers the choice between a fixed feed-in tariff for each kWh produced (0.066 euro in 1998, then 0.063 in 1999), or a

The prospect of obtaining a good return on investment offered by relatively high prices levels is the main explanation for the efficiency of this system. The success of the incentive scheme can also be explained by the low risk run by project developers, since subsidies are granted to all new projects and continue throughout the pay off period¹⁴. At this point, the market risk is non-existent and the profitability of projects depends essentially on the ability of investors to control their costs. Finally, the transaction costs (project preparation, selection procedure) are lower than for the other system, which is laborious and costly to implement.

Table 1 : Impact of incentive schemes on the installed wind power capacity in Europe

Incentives	Country	Installed capacity in MW (end 1999)	Additional capacity MW (in 2000)
Fixed feed-in tariffs	Germany	4445	1668
	Denmark	1742	555
	Spain	1530	872
	TOTAL	7717	3095
Bidding systems	United Kingdom	356	53
	Ireland	73	45
	France	23	56
	TOTAL	452	154

Source : *WindPower Monthly*, The Windindicator (<http://www.wpm.co.nz>), May 2001.

The considerably lower purchase prices obtained through bidding systems (cf. Table 2) quite logically result in much more limited installed capacities. The difference in results between bidding systems and fixed feed-in tariffs is considerable. This might be explained by the relatively flat cost curves for wind power in the present phase: for a virtual doubling of the marginal cost there is a corresponding significant increase in energy capacity.

Table 2: Comparison of wind power prices in Europe in 1998 (in Euros/kWh)

Fixed feed-in tariffs			Average bidding prices	
Germany	Denmark	Spain	UK	France
0.086	0.079	0.068	0.041	0.048

Source: EC; 1999; NFFO; Eole 2005.

The second factor affecting the attraction of bidding systems is the uncertainty regarding the profitability of submitted projects. The allocation of subsidies after a competitive tendering procedure introduces an element of uncertainty and a new risk¹⁵, with the unsuccessful bidders remaining fully responsible for the costs of preparing their proposals. Furthermore,

variable price calculated on the basis of the market price plus an allowance per kWh produced (0.031 euro in 1998, then 0.029 in 1999). The aim of the Electricity Law of November 1997 is for renewable energy consumption to reach 12% of primary energy consumption by 2010, essentially through the use of fixed feed-in tariff schemes. This target would seem to be attainable.

¹⁴ Under new German legislation, purchase prices are indexed to the wholesale price of electricity and thus likely to change for new arrivals, but they are fixed once and for all for completed projects. Previously, feed-in tariffs were those for the current year with no guarantee for the long term.

¹⁵ Under NFFO-5, 408 bids were examined, of which 147 were refused.

the very nature of the bidding system means that profit margins are considerably reduced and expected profitability rates significantly lower than those associated with fixed tariffs¹⁶. The balance between the risks involved and expected profits is thus clearly to the disadvantage of competitive bidding, making it a less attractive option for investors.

A final factor will influence the feasibility of projects proposed in the context of a bidding system. Certain aspects (environmental impact studies, information programs and public interest, site integration ...), which might appear less important, are given less attention in the project preparation phase. Consequently, in certain regions there may be a strong opposition movement (Brunt, A., et al., 1998). This has been the case in the north of England. In comparison, the acceptability of projects is much higher in countries that have guaranteed prices. In this case, the better profitability conditions offered make it possible to avoid a concentration of projects at the most efficient sites, or the creation of excessively large and controversial wind farms. In this type of incentive system, public preferences can be taken into account through an implicit internalisation of visual externalities. Projects are then more evenly distributed throughout the country. For example, in Germany, most of the potential is concentrated in the North Sea, yet only 50% of the wind energy projects are installed there. The absence of competition between projects and more favourable purchase prices are factors that have contributed to more geographically balanced development which raises less opposition at the local level.

Dynamic efficiency and incentives to reduce costs and prices

Insufficient incentives to lower costs is considered to be the principal weakness of fixed feed-in tariffs, while competitive bidding systems have proved to be particularly effective in this respect (Mitchell, 1995; Mitchell, 2000).

The successive tendering procedures under the NFFO (Non-Fossil Fuel Obligation) resulted in regular decreases in the prices awarded to successful bids. The average price for proposals, irrespective of the technology involved, went from 6.7 ceuro/kWh under NFFO-3 (1994) to 4.2 ceuro/kWh under NFFO-5 (1998). This price was only 0.15 ceuro/kWh above the pool reference purchase price for the corresponding period (Kühn et al, 1999).

Meanwhile, fixed feed-in tariffs have changed much more slowly, essentially because of the political problem of announcing a drop in government support for renewable energy. The decrease in investment costs and the improved performance of certain renewable energy technologies, and wind energy in particular, are only partially reflected in the lower fixed feed-in tariffs observed in Germany (cf. Table 3). This relative price stability results in an increase in subsidies for the new projects that benefit from technical progress.

¹⁶ Return on investment is on average of the order of 15 to 25% in the case of fixed feed-in prices and 8 to 12% for competitive bidding (Observ'ER, 1999).

Table 3 : Changes in fixed feed-in prices per kWh of wind energy

		1993	1994	1995	1996	1997	1998
Germany	pfennig /kWh	16.57	16.93	17.28	17.21	17.15	16.79
UK	pence /kWh	n.d	4.43	n.d	n.d	3.56	2.88
Germany	euros 99/kWh	0.091	0.091	0.091	0.089	0.089	0.086
UK	euros 99/kWh	n.d	0.076	n.d	n.d	0.057	0.045

Sources : for Germany (EC, 1999) and for UK, *Fifth renewables order for England and Wales*, OFGEM, September 1998.

Even though competitive bidding systems create greater incentive to lower prices and costs of renewable energies, this observation must be qualified. The drop in bidding prices may be due to technical change (falling investment costs, improved technical performance, learning experience of operators, search of scale effects...) or its side effects (fall in cost of credit associated with a different perception of the technological risks, for example) but also to other factors. In the British case, factors resulting from the pressure of competition can be observed: producers have sought systematic cost reductions through economies of scale and by concentrating projects on the very best sites available without taking real account of visual externalities and social acceptance.

Distribution of surplus and innovation stakes

The question as to the dynamic efficiency of the incentive instruments must be posed as a whole. By examining how the surplus is shared out the analysis can be extended beyond simply the capacity to promote technical change. Instead of looking only at the effect of reduced costs over a short period, consideration must also be given to the possibility of establishing sustainable technical progress. The establishment of such a dynamic process depends in part on manufacturers' R&D investments which are responsible for certain improvements and on the technological learning process related to the wider diffusion of the technologies.

Fixed feed-in tariffs and pay-as-bid tendering schemes differ in terms of how the surplus resulting from technical change is shared out. In the first case, it is producers-investors and manufacturers who benefit from lower costs, if prices are not adjusted in step with technical change, while in the second case, producers pass on cost savings to taxpayers or consumers.

But the very slight impact made by quantity-based incentive mechanisms on renewable energy generation limits the learning effects of local manufacturers in the countries concerned. Remember that the three leading countries in Europe, stimulated by fixed feed-in tariffs, installed 60 times more generating capacity in 1999 than the countries operating competitive bidding schemes.

In terms of R&D programs, the reduced margins inherent in the bidding system limit the budgets of manufacturers and their suppliers. Consequently, in interdependent economies operating different support mechanisms, the reduction in costs observed for wind generating systems with bidding systems is helped by the technical progress made by manufacturers in countries where support policies are more favourable. In these countries, since firms are allowed to benefit from the differential rent, feed-in tariffs make it possible for manufacturers to invest more heavily in R&D and to consolidate their industrial base.

Overall cost of supporting renewables

Guaranteed prices are extremely simple to implement from an administrative point of view. However, they have proved very costly in terms of public subsidies, this being the price to pay for the positive impact on the generation of renewable energy. In 1998, the Danish government paid out over 100 million euros in subsidies and this figure was expected to rise still further with the increase in generation capacity, creating an increasingly heavy burden on the public budget (Morthorst, 1999). This type of support policy also requires very high cross-subsidies, estimated at around 200 million euros in Germany in 2000.

A big advantage of bidding systems is that the level of government subsidies for renewable electricity generation can be controlled. In this respect, quantity-based approaches have enabled authorities to maintain greater control over public spending through the organisation of successive tendering procedure, progressively revealing the shape of the cost curve. A comparable result could have been obtained with a fixed feed-in tariff, but the institutional rigidity of the system makes it impossible to control: as a consequence, it has not been possible to adjust feed-in tariffs to take into account technical progress.

At the industrial level, the impact also differs between countries that have set up generous guaranteed tariffs and those that use competitive bidding schemes. In 1998, Germany, Denmark and Spain were home to eight of the ten biggest wind turbine manufacturers in the world. On the other hand, in the United Kingdom, the government has not reached its goal of developing a competitive renewable energy industry. The premature opening up of the market to competition has had an eviction effect on inexperienced British manufacturers to the advantage of Danish manufacturers who, better prepared by a much larger national market, have supplied Britain with most of its wind energy generating equipment¹⁷.

4.2. Green certificates: a new quantity-based approach compatible with the liberalisation of the electricity market

Despite their apparent effectiveness in stimulating the development of renewable energies, fixed feed-in tariffs could be replaced over the next few years by a system of green certificates. The reason for such a possible change is two-fold:

- the rapid growth in production and the corresponding increase in RES-E subsidies, financed either from public funds, as in Denmark, or by local or regional electricity utilities that are obliged to purchase electricity generated by RES-E producers, as in the case of Germany. In this case, the burden of financing renewables is not distributed equitably among the electricity consumers who are the first to benefit from this energy.
- the liberalisation of the electricity sector in Europe, which has enabled an increasing number of consumers (industry, large firms in the tertiary sector, even domestic consumers in certain countries) to obtain their electricity from the supplier of their choice. The cost of supporting renewables, which is unequally shared, distorts the competition between suppliers, a situation which is incompatible with the opening up of the European market desired by the Commission. It is no longer possible for a utility that

¹⁷ Danish manufacturers have supplied power generating equipment to most of the wind farms built in Britain under the NFFO (Hemmelskamp, 1998).

is obliged to buy the renewable electricity generated in its country to pass on its extra costs to the eligible consumers. So if additional costs are only passed on to non-eligible consumers, problems of equity inevitably arise.

Fixed feed-in tariffs could develop in such a way that they do not distort competition and so that all consumers contribute to supporting renewable energies. In 2000, Germany set up a system of sharing the cost of supporting renewable energies among the electric utilities. Nevertheless, green certificates, designed to allow compatibility of incentive frameworks with the opening up to competition, are more adapted to the new types of electricity market (Voogt et al, 2000; Wohlgemuth, N., 1999).

The contribution of green certificates

Through the system of green certificates, renewable energy generation is becoming, to a certain extent, an integral part of the electricity market, instead of being separate as in the case of other incentive schemes. Green certificates are attributed to RES-E generators who exploit the power they generate in two different ways: by selling the electricity at the wholesale market price, and by selling certificates to operators who have a particular quota to meet. Support mechanisms for renewable energy development are then no longer unrelated to electricity price changes, as was the case with competitive bidding schemes and feed-in tariffs. The total price per renewable kWh, which is equal to the wholesale market price plus the price of the green certificate per kWh, should in theory correspond to the full cost of the marginal unit to be installed during the growth period of green electricity. Conversely the green certificate price at one time would be established as the difference between this marginal cost during the development phase and the wholesale market price.

Under the system of green certificates, RES-E generation objectives can be imposed on electricity distributors/retailers with an aim of achieving overall allocation efficiency when they have access to different resources. Green certificate trading makes it possible to use the least costly energy sources. This type of system is of particular interest in an international context where trading possibilities are greater than at a purely national level, in particular where the electricity market is small or where one operator supplies virtually the entire national territory, as in France.

Such a system should thus be of particular interest in Europe with the introduction of the European Directive on green electricity defining national objectives for RES-E generation for 2010¹⁸. This Directive assigns differentiated objectives to Member States in order to take into account existing potential and the efforts already made. However, since the marginal production cost curves for each country are not known, this allocation may not be the most efficient way of sharing the burden¹⁹. Through the system of tradable certificates, priority could be given to using the least-cost resources, so that the overall target will be reached in the most economic way. In this type of scenario, national support mechanisms must be harmonised in order to avoid unfair competition in the certificate market place. In fact, if complementary incentive mechanisms are maintained by some Member States, the price of

¹⁸ See note 1.

¹⁹ For example, Germany, which has been given the objective of increasing RES-E consumption from 2.4 % in 1997 to 10.3% in 2010 and where wind energy potential is limited and already widely exploited, may have to make a greater effort than Ireland, whose target is to increase green electricity consumption from 1.1% in 1997 to 11.7% in 2010 and which has abundant wind energy resources.

certificates in these countries will be at an artificially lower level and the burden will be shared neither efficiently nor equitably.

The theoretical interest of certificates must not however mask the problems associated with the organisation of certificate exchanges. For a green certificate market to work, new functions must be guaranteed - certification of RES-E producers, trade register, accounting and auditing, with penalties imposed in the event of failure to respect obligations – all of which lead to high administration costs. The quotas imposed must be moderate at first so as not to place too much initial pressure on the price of certificates, but then gradually increased to promote technical change while remaining within the limits of controlled industrial development.

The main risk in this type of system is the volatility of the certificate price and its negative effects on investors, which happens if the market is limited and lacking liquidity due to a small number of participants (Morthorst, 2000). On the supply side, suppliers wishing to enter the market must be able to anticipate future prices before deciding to invest in new production capacity. The creation of a futures market with long term contracts would be a way of limiting certificate price volatility caused by meteorological factors and estimating the future profitability of projects. On the demand side, borrowing or banking mechanisms are other possible ways of limiting price fluctuations that might result from overly strict limits on the validity of certificates.

The creation of floor prices and ceiling prices for certificates is also seen as a way of ensuring that certificate prices remain within acceptable limits for investors and buyers (Fristrup, 2000). The floor price mechanism is based on the purchase of green certificates at a price agreed upon by a regulator if supply is too plentiful. A ceiling price is needed because of the risk that a relative shortage of certificates might lead to steep price rises. The same regulator would be responsible for selling certificates to purchasers at a guaranteed price if the market price went above this level. The same result would be achieved by imposing a tax on certificate purchasers who had not fulfilled their quotas. The money collected would then be redistributed to producers-sellers of certificates through a reverse bidding system. Thus, purchasers of certificates would be certain of achieving their RES-E quota at a marginal price equal to or below this ceiling price.

Expected efficiency of certificate system

The system of tradable green certificates is similar to the quantity-based mechanisms examined earlier but differs from a bidding system in that each operator is assigned quantitative objectives. The concrete performance of green certificate trading cannot be assessed on the basis of experience, since such mechanisms have so far been introduced only in the Netherlands and Denmark. Nevertheless, a number of potential advantages can be mentioned.

- **Stimulation of new RES-E generation capacity.** Environmental policy objectives can be easily defined in quantitative terms, allowing a steady progression from a known initial situation by introducing increasingly more ambitious quotas. It may be noted that, as already indicated, use of the market-based certificate system introduces an element of instability compared with bidding schemes, this instability being related to the volatility of certificate prices (cf. supra). Unlike guaranteed prices and also bidding systems, paying RES-E producers with green certificates could lead to a lack of market anticipation which might impede the development of these new technologies. The possibility of anticipating future prices, along with sufficiently profitable price levels, are essential conditions if such projects are to remain attractive to investors. Nevertheless, a futures market could enable this difficulty to be overcome if the market is sufficiently liquid. Furthermore, with the growth dictated by an evolving quota system, market prices will in principle be sufficiently profitable because of the increasing demand for certificates.
- **Incentive to lower costs .** The creation of a green certificates market provides a double incentive to lower costs. First, the electricity produced by RES installations is sold on the grid at the market price, which tends to be falling due to deregulation and increased competition. Second, producers of renewable electricity are under the constant pressure of competition because of the green certificate market. This pressure creates incentives for potential investors not only to control the cost of equipment but also to control operating costs once the equipment is installed.

5. Conclusion

Incentive schemes for the development of RES-E work in the same way as environmental policy instruments by posing the same theoretical and practical dilemmas. As in the case of environmental protection incentives, in the ideal situation, price-based or quantity-based approaches are supposed to be comparable methods for achieving RES-E targets. But this no longer applies when uncertainty is taken into account and there is some doubt as to the relative efficiency of these instruments in stimulating sustainable technical change.

The quantity-based approach is the most effective in controlling the cost of incentive policies, since by inviting tenders for successive quotas it is possible to maintain indirect control over the marginal production cost and thus the overall cost. In contrast, with fixed feed-in tariffs it is difficult to predict the number of entries into the renewables market because of the uncertainty concerning cost curves. Admittedly, the price could in theory be adjusted according to the response of producers, but in a neutral environment. In practice, this would be difficult to do for political and institutional reasons.

In terms of installed capacity, price-based approaches have given far better results than quantity-based approaches. In theory, there should be no such difference, since bidding prices established at the same level as fixed feed-in prices should logically give rise to comparable installed capacities. The difference can be explained by the attraction of fixed prices, which project developers see as ensuring a safe investment with better predictability and a stable incentives framework.

In terms of dynamic efficiency and stimulation of technical change, the incentive to reduce costs is much stronger in the competitive bidding system. Competitors must reflect decreasing costs in prices in order to win subsidies. In a system of fixed feed-in tariffs, there is less incentive to lower costs, since drops in production costs are not automatically reflected in the feed-in tariffs. However, other factors play a role. First, greater new installed capacity means can lead to cost reductions through technological learning on the part of national manufacturers. Second, feed-in tariffs enable manufacturers to invest more heavily in R&D and to consolidate their industrial base. This is evidenced by the fact that Denmark, Germany and Spain are the world leaders in wind turbine production. On the other hand, bidding schemes are not conducive to a sustainable dynamic process of cost and price reductions, the limited margins making it more difficult for manufacturers to invest in R&D. The greater efficiency of fixed feed-in tariff mechanisms in helping countries to stimulate renewable energy development is confirmed by the gradual disappearance of competitive bidding systems in the wake of low project implementation rates.

But the price/quantity issue is by no means settled. The potential advantages of a quota-based green certificate trading system are prompting an increasing number of countries to use such schemes to meet ambitious goals for increasing their renewable energy generating capacity in a cost-effective way. More precise control over quotas, the creation of competition among producers and incentives to lower costs are among the main reasons for choosing green certificate schemes. In addition, the system presents the advantage of distributing the burden more efficiently than other incentive schemes on a European scale. But as long as uncertainties persist concerning market operation and the creation of a framework that is felt by investors to be stable, the real efficiency of green certificate trading has yet to be proven.

References

- Arrow, K., 1962, The economic implications of learning by doing, *Review of Economic Studies*, 29.
- Arthur, W.B., 1989, Competing technologies : increasing returns and lock-in by historical events, *Economic Journal*, 99 (1).
- Batley, S.L, Colbourne, D., Fleming, P.D, Urwin, P., 2001, Citizen versus consumer : challenges in the UK green power market, *Energy Policy*, 29 (6), pp. 479-487.
- Baumol, W.J., Oates, W.E., 1971, The use of standards and prices for protection of the environment, *The Swedish Journal of Economics*, (3), pp. 42-54.
- Berry, T., Jaccard, M., 2001, The renewable portfolio standard : design considerations and an implementation survey, *Energy Policy*, 29 (4), pp. 263-277.
- Brunt, A., Spooner, D., 1998, The development of wind power in Denmark and the UK, *Energy and Environment*, 9 (3).
- Chabot, B., 2000, Allemagne : des mesures sans précédent, *Systèmes Solaires*, (139), pp. 7-15.
- Cropper, M.L., Oates, W.E., 1992, Environmental economics : a survey, *Journal of Economic Literature*, XXX, pp. 675-740.
- Dosi, G., 1988, The nature of the innovative process. In G. Dosi, C. Freeman et alii (ed.) *Technical Change and Economic Theory*, London.
- European Commission, 1999, *Electricity from renewable energy sources and the internal electricity market*, Working Paper of the European Commission, SEC 99470, Bruxelles.
- Foray, D., 1996, Diversité, sélection et standardisation : les nouveaux modes de gestion du changement technique, *Revue d'Economie Industrielle*, (75), pp. 257-274.
- Fristrup, P., 2000, *Forwards, futures and banks : Price stability of Danish RES-E certificates*, Risø National Laboratory, Denmark.
- Groupe d'experts Intergouvernemental sur l'Evolution du Climat (GIEC), 2000, *Rapport spécial du GIEC, scénarios d'émissions, Résumé à l'attention des décideurs*.
- Gutermuth, P-G, 2000, Regulatory and institutional measures by the state to enhance the deployment of renewable energies : German experiences, *Solar Energy*, 69 (3), pp. 205-213.
- Jaffe, A.B., Newell, R.G. and Stavins, R.N., 1999, *Technological change and the environment*, Resources for the Future, Discussion Paper 00-47, Washington.
- Kühn, I. et alii, 1999, New competition-based support schemes for electricity generation from renewable energy sources, Conference on *energy market liberalisation in Central and Eastern Europe*, Prague, September 1999.
- Observ'ER, 1999, *Certification et marché de l'électricité "verte"*, Etude réalisée pour l'Ademe, Rapport Final, Paris.
- Mirabel, F., Poudou, J.-C. et Percebois, J., Le financement des missions de service public dans un marché déréglementé : le cas de l'Electricité Verte, Colloque PIREE *Les instruments des politiques environnementales*, Sophia Antipolis, 5 and 6 April 2001.

- Mitchell, C., 1995, The renewable NFFO, A review, *Energy Policy*, 23 (12), pp. 1077-1091.
- Mitchell, C., 2000, The England and Wales Non-Fossil Fuel Obligation : history and lessons, *Annual Review of Energy and Environment*, (25), pp. 285-312.
- Morthorst, P.E., 1999, Danish renewable energy and a green certificate market, Conference on *The Design of energy markets and environment*, Copenhagen (DK), 20-21 May 1999.
- Morthorst, P.E., 2000, The development of a green certificate market, *Energy Policy*, 28 (15), pp. 1085-1094.
- OFGEM, 1998, *Fifth renewables order for England and Wales*, OFGEM.
- Pigou, A., 1932, *The Economics of Welfare*, Macmillan, London.
- Voogt, M., Boots, M.G., Schaeffer, G.J and Martens, J.W, 2000, Renewable electricity in a liberalised market : the concept of green certificates, *Energy and Environment*, 11 (1).
- Wagner, A., 2000, Set for the 21st Century : Germany's new renewable energy law, *Renewable Energy World*, 3 (2).
- Weitzman, M.L, 1974, Prices vs Quantities, *The Review of Economic Studies* , 41 (4), pp. 477-491, October.
- Wiser, R., Pickle, S., 1997, *Green marketing, renewables, and free riders : increasing customer demand for a public good*, Ernest Orlando Lawrence Berkeley National Laboratory, [on line] www.eren.doe.gov/greenpower/wiser-free.pdf .
- Wohlgemuth, N., 1999, *Renewable energy promotion in competitive electricity markets*, Solar Energy Society, London.